

Annual Budget

School District No. 69 (Qualicum)

June 30, 2021

School District No. 69 (Qualicum)

June 30, 2021

Table of Contents

Bylaw	1
Annual Budget - Revenue and Expense - Statement 2	2
Annual Budget - Changes in Net Financial Assets (Debt) - Statement 4	4
Annual Budget - Operating Revenue and Expense - Schedule 2	5
Schedule 2A - Annual Budget - Schedule of Operating Revenue by Source	6
Schedule 2B - Annual Budget - Schedule of Operating Expense by Object	7
Schedule 2C - Annual Budget - Operating Expense by Function, Program and Object	8
Annual Budget - Special Purpose Revenue and Expense - Schedule 3	10
Schedule 3A - Annual Budget - Changes in Special Purpose Funds	11
Annual Budget - Capital Revenue and Expense - Schedule 4	13

*NOTE - Statement 1, Statement 3, Statement 5, Schedule 1 and Schedules 4A - 4D are used for Financial Statement reporting only.

ANNUAL BUDGET BYLAW

A Bylaw of THE BOARD OF EDUCATION OF SCHOOL DISTRICT NO. 69 (QUALICUM) (called the "Board") to adopt the Annual Budget of the Board for the fiscal year 2020/2021 pursuant to section 113 of the *School Act*, R.S.B.C., 1996, c. 412 as amended from time to time (called the "Act").

1. Board has complied with the provisions of the Act respecting the Annual Budget adopted by this bylaw.
2. This bylaw may be cited as School District No. 69 (Qualicum) Annual Budget Bylaw for fiscal year 2020/2021.
3. The attached Statement 2 showing the estimated revenue and expense for the 2020/2021 fiscal year and the total budget bylaw amount of \$57,330,357 for the 2020/2021 fiscal year was prepared in accordance with the *Act*.
4. Statement 2, 4 and Schedules 2 to 4 are adopted as the Annual Budget of the Board for the fiscal year 2020/2021.

READ A FIRST TIME THE 26th DAY OF MAY, 2020;

READ A SECOND TIME THE 26th DAY OF MAY, 2020;

READ A THIRD TIME, PASSED AND ADOPTED THE 5th DAY OF JUNE, 2020;



Chairperson of the Board



Secretary Treasurer

I HEREBY CERTIFY this to be a true original of School District No. 69 (Qualicum) Annual Budget Bylaw 2020/2021, adopted by the Board the 5th DAY OF JUNE, 2020.



Secretary Treasurer

School District No. 69 (Qualicum)

Statement 2

Annual Budget - Revenue and Expense

Year Ended June 30, 2021

	2021 Annual Budget	2020 Amended Annual Budget
Ministry Operating Grant Funded FTE's		
School-Age	4,329,000	4,310,188
Adult	3,250	5,250
Total Ministry Operating Grant Funded FTE's	4,332,250	4,315,438
Revenues	\$	\$
Provincial Grants		
Ministry of Education	49,944,776	50,062,121
Other	101,450	120,000
Tuition	2,000,000	4,100,000
Other Revenue	1,490,000	1,490,000
Rentals and Leases	550,000	650,000
Investment Income	200,000	310,000
Amortization of Deferred Capital Revenue	2,416,934	2,345,074
Total Revenue	56,703,160	59,077,195
Expenses		
Instruction	43,968,150	46,136,365
District Administration	2,234,527	2,313,650
Operations and Maintenance	8,602,726	8,819,717
Transportation and Housing	2,106,404	2,024,551
Total Expense	56,911,807	59,294,283
Net Revenue (Expense)	(208,647)	(217,088)
Budgeted Allocation (Retirement) of Surplus (Deficit)	300,000	341,350
Budgeted Surplus (Deficit), for the year	91,353	124,262
Budgeted Surplus (Deficit), for the year comprised of:		
Operating Fund Surplus (Deficit)		
Special Purpose Fund Surplus (Deficit)		
Capital Fund Surplus (Deficit)	91,353	124,262
Budgeted Surplus (Deficit), for the year	91,353	124,262







School District No. 69 (Qualicum)

Statement 2

Annual Budget - Revenue and Expense
Year Ended June 30, 2021

	2021 Annual Budget	2020 Amended Annual Budget
Budget Bylaw Amount		
Operating - Total Expense	48,069,452	50,142,121
Operating - Tangible Capital Assets Purchased	418,550	418,550
Special Purpose Funds - Total Expense	5,638,224	6,042,800
Capital Fund - Total Expense	3,204,131	3,109,362
Capital Fund - Tangible Capital Assets Purchased from Local Capital		306,775
Total Budget Bylaw Amount	57,330,357	60,019,608

Approved by the Board

	
Signature of the Chairperson of the Board of Education	Date Signed
	
Signature of the Superintendent	Date Signed
	
Signature of the Secretary Treasurer	Date Signed

School District No. 69 (Qualicum)

Statement 4

Annual Budget - Changes in Net Financial Assets (Debt)

Year Ended June 30, 2021

	2021 Annual Budget	2020 Amended Annual Budget
	\$	\$
Surplus (Deficit) for the year	<u>(208,647)</u>	<u>(217,088)</u>
Effect of change in Tangible Capital Assets		
Acquisition of Tangible Capital Assets		
From Operating and Special Purpose Funds	(418,550)	(418,550)
From Local Capital		(306,775)
Total Acquisition of Tangible Capital Assets	<u>(418,550)</u>	<u>(725,325)</u>
Amortization of Tangible Capital Assets	<u>2,754,131</u>	<u>2,659,362</u>
Total Effect of change in Tangible Capital Assets	<u>2,335,581</u>	<u>1,934,037</u>
	<u>-</u>	<u>-</u>
(Increase) Decrease in Net Financial Assets (Debt)	<u>2,126,934</u>	<u>1,716,949</u>

School District No. 69 (Qualicum)

Schedule 2

Annual Budget - Operating Revenue and Expense

Year Ended June 30, 2021

	2021 Annual Budget	2020 Amended Annual Budget
	\$	\$
Revenues		
Provincial Grants		
Ministry of Education	45,206,552	44,919,321
Other	101,450	120,000
Tuition	2,000,000	4,100,000
Other Revenue	140,000	140,000
Rentals and Leases	550,000	650,000
Investment Income	190,000	290,000
Total Revenue	48,188,002	50,219,321
Expenses		
Instruction	38,529,272	40,294,522
District Administration	2,234,527	2,313,650
Operations and Maintenance	5,607,730	5,853,203
Transportation and Housing	1,697,923	1,680,746
Total Expense	48,069,452	50,142,121
Net Revenue (Expense)	118,550	77,200
Budgeted Prior Year Surplus Appropriation	300,000	341,350
Net Transfers (to) from other funds		
Tangible Capital Assets Purchased	(418,550)	(418,550)
Total Net Transfers	(418,550)	(418,550)
Budgeted Surplus (Deficit), for the year	-	-

School District No. 69 (Qualicum)

Schedule 2A

Annual Budget - Schedule of Operating Revenue by Source
Year Ended June 30, 2021

	2021 Annual Budget	2020 Amended Annual Budget
	\$	\$
Provincial Grants - Ministry of Education		
Operating Grant, Ministry of Education	43,844,035	42,851,790
Other Ministry of Education Grants		
Pay Equity	936,176	936,176
Funding for Graduated Adults		8,352
Transportation Supplement	426,341	426,341
Carbon Tax Grant		60,000
Employer Health Tax Grant		357,774
Support Staff Benefits Grant		46,702
Support Staff Labour Settlement Grant		222,073
Miscellaneous		10,113
Total Provincial Grants - Ministry of Education	<u>45,206,552</u>	<u>44,919,321</u>
Provincial Grants - Other	<u>101,450</u>	<u>120,000</u>
Tuition		
International and Out of Province Students	2,000,000	4,100,000
Total Tuition	<u>2,000,000</u>	<u>4,100,000</u>
Other Revenues		
Miscellaneous		
Transportation Revenue	50,000	50,000
Miscellaneous	90,000	90,000
Total Other Revenue	<u>140,000</u>	<u>140,000</u>
Rentals and Leases	<u>550,000</u>	<u>650,000</u>
Investment Income	<u>190,000</u>	<u>290,000</u>
Total Operating Revenue	<u><u>48,188,002</u></u>	<u><u>50,219,321</u></u>

School District No. 69 (Qualicum)

Schedule 2B

Annual Budget - Schedule of Operating Expense by Object
Year Ended June 30, 2021

	2021 Annual Budget	2020 Amended Annual Budget
	\$	\$
Salaries		
Teachers	18,087,561	18,470,644
Principals and Vice Principals	3,370,773	3,241,128
Educational Assistants	3,739,569	3,826,735
Support Staff	5,176,880	5,147,352
Other Professionals	1,590,125	1,761,336
Substitutes	1,579,886	1,574,898
Total Salaries	33,544,794	34,022,093
Employee Benefits	8,888,791	9,062,921
Total Salaries and Benefits	42,433,585	43,085,014
Services and Supplies		
Services	2,174,130	3,044,630
Student Transportation	1,000	1,000
Professional Development and Travel	519,085	579,085
Rentals and Leases	5,000	5,000
Dues and Fees	71,000	71,000
Insurance	164,000	164,000
Supplies	1,765,652	2,176,392
Utilities	936,000	1,016,000
Total Services and Supplies	5,635,867	7,057,107
Total Operating Expense	48,069,452	50,142,121

School District No. 69 (Qualicum)

Annual Budget - Operating Expense by Function, Program and Object
Year Ended June 30, 2021

	Teachers Salaries	Principals and Vice Principals Salaries	Educational Assistants Salaries	Support Staff Salaries	Other Professionals Salaries	Substitutes Salaries	Total Salaries
	\$	\$	\$	\$	\$	\$	\$
1 Instruction							
1.02 Regular Instruction	15,009,339	694,943		23,591		995,392	16,723,265
1.03 Career Programs	160,003			41,375			201,378
1.07 Library Services	588,947	33,977		239,229		23,930	886,083
1.08 Counselling	743,547					75,622	819,169
1.10 Special Education	1,245,131	228,698	3,487,230	52,573	64,866	205,244	5,283,742
1.30 English Language Learning	64,115						64,115
1.31 Indigenous Education	77,740	122,609	252,339				452,688
1.41 School Administration		1,951,836		1,117,351			3,069,187
1.62 International and Out of Province Students	198,739	265,335		70,044	60,686		594,804
1.64 Other					39,667		39,667
Total Function 1	18,087,561	3,297,398	3,739,569	1,544,163	165,219	1,300,188	28,134,098
4 District Administration							
4.11 Educational Administration		73,375			381,448		454,823
4.40 School District Governance					108,648		108,648
4.41 Business Administration				306,640	609,261	3,000	918,901
Total Function 4	-	73,375	-	306,640	1,099,357	3,000	1,482,372
5 Operations and Maintenance							
5.41 Operations and Maintenance Administration				55,322	265,745	500	321,567
5.50 Maintenance Operations				2,259,427		148,086	2,407,513
5.52 Maintenance of Grounds				173,123			173,123
5.56 Utilities							-
Total Function 5	-	-	-	2,487,872	265,745	148,586	2,902,203
7 Transportation and Housing							
7.41 Transportation and Housing Administration				54,411	59,804	500	114,715
7.70 Student Transportation				783,794		127,612	911,406
7.73 Housing							-
Total Function 7	-	-	-	838,205	59,804	128,112	1,026,121
9 Debt Services							
Total Function 9	-	-	-	-	-	-	-
Total Functions 1 - 9	18,087,561	3,370,773	3,739,569	5,176,880	1,590,125	1,579,886	33,544,794

School District No. 69 (Qualicum)

Annual Budget - Operating Expense by Function, Program and Object
Year Ended June 30, 2021

	Total Salaries	Employee Benefits	Total Salaries and Benefits	Services and Supplies	2021 Annual Budget	2020 Amended Annual Budget
	\$	\$	\$	\$	\$	\$
1 Instruction						
1.02 Regular Instruction	16,723,265	4,472,374	21,195,639	1,022,985	22,218,624	22,675,706
1.03 Career Programs	201,378	57,657	259,035	423,130	682,165	703,629
1.07 Library Services	886,083	234,291	1,120,374	28,700	1,149,074	1,135,564
1.08 Counselling	819,169	207,876	1,027,045	-	1,027,045	1,015,065
1.10 Special Education	5,283,742	1,493,070	6,776,812	71,000	6,847,812	7,030,187
1.30 English Language Learning	64,115	17,562	81,677	-	81,677	80,877
1.31 Indigenous Education	452,688	162,499	615,187	96,530	711,717	692,825
1.41 School Administration	3,069,187	747,736	3,816,923	107,800	3,924,723	3,784,775
1.62 International and Out of Province Students	594,804	148,637	743,441	1,093,800	1,837,241	3,128,722
1.64 Other	39,667	9,527	49,194	-	49,194	47,172
Total Function 1	28,134,098	7,551,229	35,685,327	2,843,945	38,529,272	40,294,522
4 District Administration						
4.11 Educational Administration	454,823	92,417	547,240	83,000	630,240	745,092
4.40 School District Governance	108,648	13,127	121,775	90,340	212,115	209,080
4.41 Business Administration	918,901	201,571	1,120,472	271,700	1,392,172	1,359,478
Total Function 4	1,482,372	307,115	1,789,487	445,040	2,234,527	2,313,650
5 Operations and Maintenance						
5.41 Operations and Maintenance Administration	321,567	62,553	384,120	209,800	593,920	565,561
5.50 Maintenance Operations	2,407,513	616,578	3,024,091	609,482	3,633,573	3,831,975
5.52 Maintenance of Grounds	173,123	48,114	221,237	103,000	324,237	319,667
5.56 Utilities	-	-	-	1,056,000	1,056,000	1,136,000
Total Function 5	2,902,203	727,245	3,629,448	1,978,282	5,607,730	5,853,203
7 Transportation and Housing						
7.41 Transportation and Housing Administration	114,715	25,892	140,607	18,100	158,707	163,605
7.70 Student Transportation	911,406	277,310	1,188,716	332,500	1,521,216	1,499,141
7.73 Housing	-	-	-	18,000	18,000	18,000
Total Function 7	1,026,121	303,202	1,329,323	368,600	1,697,923	1,680,746
9 Debt Services						
Total Function 9	-	-	-	-	-	-
Total Functions 1 - 9	33,544,794	8,888,791	42,433,585	5,635,867	48,069,452	50,142,121

School District No. 69 (Qualicum)

Annual Budget - Special Purpose Revenue and Expense
Year Ended June 30, 2021

	2021 Annual Budget	2020 Amended Annual Budget
	\$	\$
Revenues		
Provincial Grants		
Ministry of Education	4,288,224	4,692,800
Other Revenue	1,350,000	1,350,000
Total Revenue	<u>5,638,224</u>	<u>6,042,800</u>
Expenses		
Instruction	5,438,878	5,841,843
Operations and Maintenance	199,346	199,346
Transportation and Housing		1,611
Total Expense	<u>5,638,224</u>	<u>6,042,800</u>
Budgeted Surplus (Deficit), for the year	<u>-</u>	<u>-</u>

School District No. 69 (Qualicum)
 Annual Budget - Changes in Special Purpose Funds -
 Year Ended June 30, 2021

	Annual Facility Grant	Learning Improvement Fund	School Generated Funds	Strong Start	Ready, Set, Learn	OLEP	Community/Link Fund - Overhead	Classroom Enhancement Fund - Staffing
	\$	\$	\$	\$	\$	\$	\$	\$
Deferred Revenue, beginning of year			647,023					
Add: Restricted Grants								
Provincial Grants - Ministry of Education	199,346	158,680	1,350,000	96,000	19,600	101,323	380,322	400,019
Other	199,346	158,680	1,350,000	96,000	19,600	101,323	380,322	400,019
Less: Allocated to Revenue	199,346	158,680	1,350,000	96,000	19,600	101,323	380,322	400,019
Deferred Revenue, end of year	-	-	647,023	-	-	-	-	-
Revenues	199,346	158,680	1,350,000	96,000	19,600	101,323	380,322	400,019
Provincial Grants - Ministry of Education	199,346	158,680	1,350,000	96,000	19,600	101,323	380,322	400,019
Other Revenue	199,346	158,680	1,350,000	96,000	19,600	101,323	380,322	400,019
Expenses	156,023	129,245	-	-	-	-	-	-
Salaries								
Teachers								
Principals and Vice Principals								2,344,950
Educational Assistants		129,245		32,655			160,681	
Support Staff	156,023						38,235	
Other Professionals								
Substitutes								
Employee Benefits	30,596	29,435				32,655	198,916	324,256
Services and Supplies	12,727		1,350,000	96,000	19,600	10,558	47,623	75,763
	199,346	158,680	1,350,000	96,000	19,600	101,323	380,322	400,019
Net Revenue (Expense)	-	-	-	-	-	-	-	-

School District No. 69 (Qualicum)
 Annual Budget - Changes in Special Purpose Funds
 Year Ended June 30, 2021

	Classroom Enhancement Fund - Remedies	TOTAL
	\$	\$
Deferred Revenue, beginning of year	-	647,023
Add: Restricted Grants		
Provincial Grants - Ministry of Education	80,000	4,288,224
Other	80,000	1,350,000
	80,000	5,638,224
Less: Allocated to Revenue	80,000	5,638,224
Deferred Revenue, end of year	-	647,023
Revenues		
Provincial Grants - Ministry of Education	80,000	4,288,224
Other Revenue	80,000	1,350,000
	80,000	5,638,224
Expenses		
Salaries		
Teachers		2,344,950
Principals and Vice Principals		32,655
Educational Assistants		289,926
Support Staff		480,279
Other Professionals		38,235
Substitutes	55,000	55,000
	55,000	3,241,045
Employee Benefits	25,000	726,959
Services and Supplies		1,670,220
	80,000	5,638,224
Net Revenue (Expense)	-	-

School District No. 69 (Qualicum)

Annual Budget - Capital Revenue and Expense

Year Ended June 30, 2021

Schedule 4

	2021 Annual Budget			2020 Amended Annual Budget
	Invested in Tangible Capital Assets	Local Capital	Fund Balance	
	\$	\$	\$	\$
Revenues				
Provincial Grants				
Ministry of Education	450,000		450,000	450,000
Investment Income		10,000	10,000	20,000
Amortization of Deferred Capital Revenue	2,416,934		2,416,934	2,345,074
Total Revenue	2,866,934	10,000	2,876,934	2,815,074
Expenses				
Operations and Maintenance	450,000		450,000	450,000
Amortization of Tangible Capital Assets				
Operations and Maintenance	2,345,650		2,345,650	2,317,168
Transportation and Housing	408,481		408,481	342,194
Total Expense	3,204,131	-	3,204,131	3,109,362
Net Revenue (Expense)	(337,197)	10,000	(327,197)	(294,288)
Net Transfers (to) from other funds				
Tangible Capital Assets Purchased	418,550		418,550	418,550
Total Net Transfers	418,550	-	418,550	418,550
Other Adjustments to Fund Balances				
Total Other Adjustments to Fund Balances	-	-	-	
Budgeted Surplus (Deficit), for the year	81,353	10,000	91,353	124,262