



Ministry
of Education

SCHOOL DISTRICT STATEMENT OF FINANCIAL INFORMATION (SOFI)

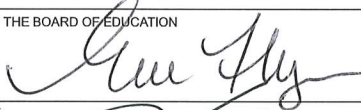


6049

<small>SCHOOL DISTRICT NUMBER</small> 69	<small>NAME OF SCHOOL DISTRICT</small> Qualicum	<small>YEAR</small> 2019
<small>OFFICE LOCATION(S)</small> 100 Jensen Avenue East		<small>TELEPHONE NUMBER</small> 250-248-4241
<small>MAILING ADDRESS</small> PO Box 430		
<small>CITY</small> Parksville	<small>PROVINCE</small> BC	<small>POSTAL CODE</small> V9P 2G5
<small>NAME OF SUPERINTENDENT</small> Keven Elder		<small>TELEPHONE NUMBER</small> 250-954-4687
<small>NAME OF SECRETARY TREASURER</small> Ron Amos		<small>TELEPHONE NUMBER</small> 250-954-4675

DECLARATION AND SIGNATURES

We, the undersigned, certify that the attached is a correct and true copy of the Statement of Financial Information for the year ended
June 30, 2019

for School District No. 69 as required under Section 2 of the Financial Information Act.

<small>SIGNATURE OF CHAIRPERSON OF THE BOARD OF EDUCATION</small> 	<small>DATE SIGNED</small> November 26/2019
<small>SIGNATURE OF SUPERINTENDENT</small> 	<small>DATE SIGNED</small> Nov 26/19
<small>SIGNATURE OF SECRETARY TREASURER</small> 	<small>DATE SIGNED</small> November 26, 2019

Statement of Financial Information for Year Ended June 30, 2019

Financial Information Act-Submission Checklist

	<i>Due Date</i>
a) <input type="checkbox"/> A statement of assets and liabilities (audited financial statements).	<i>September 30</i>
b) <input type="checkbox"/> An operational statement including, i) a Statement of Income and ii) a Statement of Changes in Financial Position, or, if omitted, an explanation in the Notes to Financial Statements (audited financial statements)	<i>September 30</i>
c) <input type="checkbox"/> A schedule of debts (audited financial statements).	<i>September 30</i>
d) <input type="checkbox"/> A schedule of guarantee and indemnity agreements including the names of the entities involved and the amount of money involved. (Note: Nil schedules can be submitted December 31).	<i>September 30</i>
e) A schedule of remuneration and expenses, including:	<i>December 31</i>
<input type="checkbox"/> i) an alphabetical list of employees earning over \$75,000, the total amount of expenses paid to or on behalf of each employee for the year reported and a consolidated total for employees earning under \$75,000. If the total wages and expenses differs from the audited financial statements, an explanation is required.	
<input type="checkbox"/> ii) a list by name and position of Board Members with the amount of any salary and expenses paid to or on behalf of the member	
<input type="checkbox"/> iii) the number of severance agreements started during the fiscal year and the range of months' pay covered by the agreement, in respect of excluded employees. If there are no agreements to report, an explanation is required	
f) <input type="checkbox"/> An alphabetical list of suppliers receiving over \$25,000 and a consolidated total for those suppliers receiving less than \$25,000. If the total differs from the Audited Financial Statements, an explanation is required.	<i>December 31</i>
g) <input type="checkbox"/> Approval of Statement of Financial Information.	<i>December 31</i>
h) <input type="checkbox"/> A management report approved by the Chief Financial Officer	<i>December 31</i>

School District Number & Name School District No. 69 (Qualicum)

**School District
Statement of Financial Information (SOFI)**

School District No. 69 (Qualicum)

Fiscal Year Ended June 30, 2019

TABLE OF CONTENTS

Documents are arranged in the following order:

1. Management Report
2. Audited Financial Statements with Note Disclosure
3. Schedule of Debt (Schedule 1)
4. Schedule of Guarantee and Indemnity Agreements (Schedule 2)
5. Schedule of Remuneration and Expenses (Schedule 3)
6. Statement of Severance Agreements (Schedule 4)
7. Schedule of Payments for Goods and Services (Schedule 5)
8. Comparison of Scheduled Payments to Audited Financial Statements (Schedule 6)

**School District
Statement of Financial Information (SOFI)**

School District No. 69 (Qualicum)

Fiscal Year Ended June 30, 2019

MANAGEMENT REPORT

The Financial Statements contained in this Statement of Financial Information under the *Financial Information Act* have been prepared by management in accordance with Canadian generally accepted accounting principles and the integrity and objectivity of these statements are management's responsibility.

Management is also responsible for all other schedules of financial information and for ensuring this information is consistent, where appropriate, with the information contained in the financial statements and for implementing and maintaining a system of internal controls to provide reasonable assurance that reliable financial information is produced.

The Board of Education is responsible for ensuring that management fulfils its responsibilities for financial reporting and internal control and for approving the financial information included in the Statement of Financial Information.


The external auditors, McGorman MacLean, Chartered Accountants, conduct an independent examination, in accordance with generally accepted auditing standards, and express their opinion on the financial statements as required by the *School Act*. Their examination does not relate to the other schedules of financial information required by the *Financial Information Act*. Their examination includes a review and evaluation of the board's system of internal control and appropriate tests and procedures to provide reasonable assurance that the financial statements are presented fairly.

On behalf of School District



Keven Elder, Acting Superintendent

Date:



Ron Amos, Secretary Treasurer

Date:

Prepared as required by *Financial Information Regulation*, Schedule 1, section 9

**School District
Statement of Financial Information (SOFI)**

School District No. 69 (Qualicum)

Fiscal Year Ended June 30, 2019

SCHEDULE 1 - SCHEDULE OF DEBT

Information on all long term debt is included in the School District Audited Financial Statements.

Prepared as required by *Financial Information Regulation*, Schedule 1, section 4

**School District
Statement of Financial Information (SOFI)**

School District No. 69 (Qualicum)

Fiscal Year Ended June 30, 2019

SCHEDULE 2 - SCHEDULE OF GUARANTEE AND INDEMNITY AGREEMENTS

School District No. 69 (Qualicum) has not given any guarantee or indemnity under the Guarantees and Indemnities Regulation.

Prepared as required by *Financial Information Regulation*, Schedule 1, section 5

**SCHOOL DISTRICT NO. 69 (QUALICUM)
YEAR ENDED JUNE 30, 2019**

SCHEDULE 3 - SCHEDULE OF REMUNERATION AND EXPENSE

ELECTED OFFICIALS

<u>Name</u>	<u>Remuneration</u>	<u>Expenses</u>
AUSTIN, JULIE E	16,264.78	1,979.20
FLYNN, EVE M.	17,742.98	1,736.14
GAIR, JACOB	4,804.90	-
GODFREY, LAURA	9,975.10	1,126.84
KURLAND, BARRY	14,786.00	2,863.51
YOUNG, ELAINE	14,786.00	361.39
TOTAL ELECTED OFFICIALS	<u>78,359.76</u>	<u>8,067.08</u>

**SCHOOL DISTRICT NO. 69 (QUALICUM)
YEAR ENDED JUNE 30, 2019**

SCHEDULE 3 - SCHEDULE OF REMUNERATION AND EXPENSE

DETAILED EMPLOYEES > 75,000

<u>Name</u>	<u>Remuneration</u>	<u>Expenses</u>
ABEL, JARET	89,819.35	22.98
AMOS, RONALD	149,841.51	3,095.19
AVIS, MICHAEL	80,897.15	161.81
AYERS, BYRON M	90,542.26	613.11
BARBER, DONALD C	81,954.14	-
BAUDER, AYNSLEE ELIZABETH	95,947.41	10.00
BAYNTON, CATHERINE	90,609.98	414.35
BEASLEY, MICHELLE JO	78,336.70	-
BELL, RONDA	124,269.68	10,950.94
BELLWOOD, KIMBERLY CAROL	90,084.53	180.07
BEVILACQUA, BARRY	82,587.05	72.76
BOLD, DONALD M	124,647.18	2,970.52
BONNOR, LAURA L	89,819.34	-
BOUDROT, SARA L	90,622.07	-
BRADBURY, MONICA	89,819.41	1,004.72
BRAVO, ELIA M	91,270.70	446.45
BRITZ, DARYL	81,954.18	107.43
BROWN, JILL	79,618.93	1,434.19
BURGER, ELIZABETH	81,954.13	-
BURN, ROSALYN K	85,626.93	-
CAMPBELL, DOUGLAS B	99,173.74	3,599.60
CAMPBELL, RICK D	89,819.35	-
CARMICHAEL, DARIN J.	99,266.08	3,677.88
CARPENTER, STEPHEN	92,448.60	1,178.00
CARTWRIGHT, HEATHER ANN	93,371.91	699.34
CATHRINE, PATRICIA	107,538.50	-
CAVE, SHELLY ANDRE	99,174.51	689.66
CHARNOCK, GAYNOR	95,426.82	640.66
COMER, DEBORAH ANNE	97,003.24	-
CONFORTIN, SHANNON	99,192.52	834.50
CONN, JEREMY	87,774.14	-
COOMES, JENNIFER A	79,667.85	-
CRAIG, PATRICIA	82,018.35	487.40
CRAVEN, DAN	90,601.01	-
CROSSLEY, ANNE MARIE	99,239.20	144.12

**SCHOOL DISTRICT NO. 69 (QUALICUM)
YEAR ENDED JUNE 30, 2019**

SCHEDULE 3 - SCHEDULE OF REMUNERATION AND EXPENSE

DETAILED EMPLOYEES > 75,000

<u>Name</u>	<u>Remuneration</u>	<u>Expenses</u>
DANIEL, TIM	81,535.31	766.98
DANOIT, WINNIFRED	85,900.75	-
DAVIDSEN, BRADLEY ROBERT	99,190.05	-
DAVIDSON, ANGELA ZOE	83,511.84	164.65
DE BUYSSCHER, DEBBIE L	99,270.71	21.14
DEMPSTER, CHRISTEN	111,902.44	10,514.06
DIEWOLD, JEANNETTE NAOMI	90,278.35	98.77
DINNING, ROBERT	90,629.00	416.84
DODD, GORDON A	99,186.15	118.21
DONKERS, MARK GREGORY	82,148.57	10.00
DORSAY, STEPHEN ALFRED	98,991.85	883.56
DRAGANI, ERICA	98,586.08	-
ELLIOTT, VICTORIA SUSAN	87,880.41	50.00
FAA, KERRI	89,819.36	-
FENTON, JASON D	87,518.69	10.00
FERNANDEZ, LINDA TAMARA	79,691.85	84.49
FINSTAD, TRACIE ALISON	81,351.26	760.43
FLETCHER, CARMEN	81,954.24	200.00
FLYNN, DALLAS DIANA	90,492.75	521.16
FRAMPTON, CARRIE	89,819.36	3,488.59
FRASER, DAVID	90,864.18	291.93
FRIESEN, YAKOV	90,452.24	398.68
GIBBS, ROBERT	87,774.11	1,198.88
GIRARD, JOHN ROBERT	79,581.59	67.00
GRAFF, TERRY	77,431.75	-
GUNN, JOHN	96,356.52	2,132.29
GUNN, TANDY	124,647.18	85.06
HAGARTY, MARJORIE A	79,690.04	-
HARWIJNE, KEITH	90,525.20	-
HEINRICHS, NORBERTA	99,236.60	87.43
HOLDER, TERESA LORRAINE	81,733.54	-
HOLMAN, MINDY MARIE	81,954.18	446.58
HUGGINS, SHAUNA	106,213.32	-
HUNG, SARAH	98,747.81	1,388.66
HUNTER, TRACY PAULINE	99,189.11	-

**SCHOOL DISTRICT NO. 69 (QUALICUM)
YEAR ENDED JUNE 30, 2019**

SCHEDULE 3 - SCHEDULE OF REMUNERATION AND EXPENSE

DETAILED EMPLOYEES > 75,000

<u>Name</u>	<u>Remuneration</u>	<u>Expenses</u>
ISENOR, KRISTOFOR MILES	89,030.08	165.26
JANSSEN, DEIRDRE	97,996.08	46.60
JEDLIK, MARTIN	84,062.97	1,061.12
JOHNSEN, CORBY DAVID	76,438.50	176.72
KATCHUR, KAREN	98,892.29	-
KELLAS, BRENT J.	90,609.98	-
KELLY, GERALDINE	79,533.17	-
KENNY, MICHAEL	99,306.19	264.26
KENT, THERESA C	96,520.12	-
KILKENNY, NADINE B	87,587.93	80.23
KING, DAWN L	95,095.21	57.75
KINNEY, DENISE MARIE	76,653.17	117.29
KLASSEN, DENNIS	89,819.31	-
KNIGHT, JANE	91,269.62	-
KOOP, ROLAND	195,713.21	3,704.91
KORTAS, HELENA M	81,954.14	-
KOZIELECKI, SUSAN	90,305.93	35.99
LACOUVEE, LESLEY ELLEN	113,795.64	2,042.36
LANGENMAIER, KONRAD TORU	89,342.77	-
LANTAIGNE, MICHELLE	76,322.65	3,899.76
LAPPER, JAYNE	99,299.94	17.66
LAUER, CANDICE NICOLE	75,516.31	180.41
LAWRENCE, KAREN	89,819.41	-
LEWIS, GREG	99,869.66	-
LITTON, PATRICK	85,920.83	910.06
LUKIANCHUK, PAUL	99,406.57	-
LUNNY, JENNIFER A	89,819.41	5,249.64
MACLEOD, HEATHER	95,408.53	277.41
MANDZIUK-HALFORD, STEPHEN WAYNE	79,442.99	-
MARSHALL, LORI	131,385.64	-
MATTICE, CAROLIN C	84,457.14	-
MCCALLUM, LESLIE	97,725.04	-
MCCONACHIE, BRENDA JUNE	89,819.40	22.40
MCKEE, KEVIN	121,470.54	-
MCKEE, SHERRI IRENE	90,314.15	-

**SCHOOL DISTRICT NO. 69 (QUALICUM)
YEAR ENDED JUNE 30, 2019**

SCHEDULE 3 - SCHEDULE OF REMUNERATION AND EXPENSE

DETAILED EMPLOYEES > 75,000

<u>Name</u>	<u>Remuneration</u>	<u>Expenses</u>
MCKINNON-SANDERSON, CORLEEN CRYSTAL	109,339.14	181.35
MCLATCHIE, WILLIAM	80,631.76	283.38
MCLAUGHLIN, BARBARA J	89,819.37	943.85
MCLEOD-SHANNON, ROSIE	115,249.68	1,470.53
MCMILLEN, KEVIN	90,588.18	235.20
MCMULLIN, AASE	87,774.05	441.40
MCNABB, MARY	90,631.82	-
MEIER, JOLIN PAGE	98,876.35	36.10
MEREDITH, GREGORY	99,479.42	2,344.60
MIHOC, MARIA	90,525.14	-
MORGAN, MICHELLE C	89,559.41	-
MORRISON, SHEILA	124,647.18	179.99
MORRISON, TARRI	97,017.31	378.54
MOSTAD, KAREN	99,190.68	852.73
MOUSSEAU, DENNIS	77,507.26	-
MURRAY, LYNNE N	81,954.14	106.35
NAILOR, GRAEME	99,128.29	-
NDIAYE, DJIMITH	90,622.00	-
NEUMEYER, ERIC SCOTT	87,635.09	79.72
NIKIRK, LAUREN E.	90,735.69	-
NIKULA, BRIAN	99,173.66	-
NIKULA, JESSICA	89,819.42	5,365.71
NOWAK, TOBIAS	87,774.10	-
OUELLET, LUC J	89,819.34	5,760.13
PARKIN, PAULETTE	79,436.77	-
PATTERSON, ROSEMARY IRENE	83,916.45	-
PAUL, BRENDA-LEE	137,724.97	2,295.30
PEARCE, ANNE	99,251.15	-
PEARCE, JAMES	187,527.22	209.99
PEDERSEN-SKENE, LISA	105,749.68	757.49
PELLETIER, MONIQUE	81,954.16	-
PEPPER, DEANNA	90,522.25	-
PEPPER, ROSS WILLIAM	124,647.18	8,032.26
PHILIP, CARRIE	76,504.53	628.95
PICKARD, JENNIFER	83,549.26	245.11

**SCHOOL DISTRICT NO. 69 (QUALICUM)
YEAR ENDED JUNE 30, 2019**

SCHEDULE 3 - SCHEDULE OF REMUNERATION AND EXPENSE

DETAILED EMPLOYEES > 75,000

<u>Name</u>	<u>Remuneration</u>	<u>Expenses</u>
PINTAL, DANIEL	90,542.34	48.93
PRESTON, JONATHAN C	81,954.14	697.00
PRESTON, SOPHIE	90,452.26	752.77
PRICE, ELIZABETH	90,525.12	-
PROCTOR, JANIS MARIE	99,222.63	136.83
PROVENCHER, JEAN-FRANCOIS	99,147.42	1,759.98
RAHN, LANA GAIL	99,109.20	1,138.63
RASA, LILIAN	96,937.36	5,426.22
RAVIGLIONE, MANUELA	79,611.83	-
RAY, JENNIFER LEE	96,815.78	254.47
RHODE, PATRICK DENNIS	99,601.96	57.69
RIDYARD, KATE PENELOPE	76,670.38	520.93
ROCKHILL, LINDA	107,775.67	-
ROGERS, GREG	90,569.15	-
ROTH, MELANIE	111,564.62	-
ROWAN, LESLEY	115,249.68	630.00
SAREMBA, ANTHONY	124,647.18	522.14
SAREMBA, EILEEN	97,014.59	5,427.01
SAVAGE, CARL	90,632.08	479.03
SAVAGE, GARY EDWARD	98,526.10	-
SCHULZ, JACQUELYN	89,819.43	143.50
SEIDEL, EDWARD	89,819.40	643.15
SLAUGHTER, KELI	96,956.36	-
SNYDER, DARREN JOSEPH	89,793.82	-
SOMMERFELD, KATIE EVA	95,453.04	10.00
SPENCER, TEVIS M.A.	80,554.79	-
SPENCER-DAHL, DENISE C	88,429.34	100.41
SPRAY, BRYAN	99,298.83	-
STANDING, KATHRYN	89,819.46	234.57
STEFANEK, LARRY	89,197.01	-
STEFANEK, RUTH	92,385.96	-
STEFIUK, ADAM MURRAY	100,809.50	769.76
STEPP, LISA CATHERINE	96,099.46	-
STEWART, JUDITH M	89,819.38	-
SULLIVAN, DEANNA B	96,925.28	-
TANNER, AMBER C	96,780.97	-
TAUDIN-CHABOT, MARIAN	90,616.45	35.69
TAYLOR, AUTUMN	117,448.60	844.76

**SCHOOL DISTRICT NO. 69 (QUALICUM)
YEAR ENDED JUNE 30, 2019**

SCHEDULE 3 - SCHEDULE OF REMUNERATION AND EXPENSE

DETAILED EMPLOYEES > 75,000

<u>Name</u>	<u>Remuneration</u>	<u>Expenses</u>
TAYLOR, EKATERINE	79,979.96	-
TERPSTRA, RUDOLPH	131,385.64	290.08
THIRLWELL, MANDY JAYNE	81,954.17	222.45
THOMAS, JUDY	97,078.15	433.36
TICKELL, KAREN	99,216.18	-
TOMIYAMA, KAZUO	99,698.50	-
VERHEIJEN, SANDRA	99,235.52	380.89
VOLLMERS, SHAYNE	81,954.22	3,968.54
WATERS, JODI	90,542.15	-
WATERS, JON D	90,639.13	-
WHETSTONE, MARLENE (ROO)	77,696.44	78.93
WHYNACHT, JULIE RACHELLE	77,594.93	34.80
WIDING, ANDREA HARMONY	78,962.11	10.00
WILLERS, BONNIE	88,590.31	133.76
WILLIAMS, JOHN	124,647.18	1,791.96
WILLIAMS, KATHRYN	90,283.01	-
WILLIAMS, NICHOLA	84,695.08	-
WILSON, BRADLEY W	99,173.60	2,313.13
WILSON, GILLIAN DENISE	148,303.51	3,419.85
WILSON, KIMBERLEY	89,305.48	163.43
WILSON, REID DAVID	99,173.59	-
WITTE, JESSE	124,647.17	207.31
WOODS, LINETTE KATRINE	81,954.27	-
WOODS, MATTHEW	88,975.98	-
WORTHEN, BRIAN D	109,339.13	356.58
WORTHEN, KATI	89,819.40	-
WYKER, JACOB (JIM)	112,906.04	76.90
ZALINKO, LARA JEAN	76,479.20	72.98
TOTAL DETAILED EMPLOYEES > 75,000	19,535,028.08	141,368.00
TOTAL EMPLOYEES <= 75,000.00	19,105,016.12	180,417.77
TOTAL EMPLOYEES OTHER THAN ELECTED OFFICIALS	38,640,044.20	321,785.77
CONSOLIDATED TOTAL	38,718,403.96	329,852.85
CONSOLIDATED TOTAL, REMUNERATION PAID	39,048,256.81	
TOTAL EMPLOYER PREMIUM FOR CPP/EI		1,977,609.53

**School District
Statement of Financial Information (SOFI)**

School District No. 69 (Qualicum)

Fiscal Year Ended June 30, 2019

SCHEDULE 4 - STATEMENT OF SEVERANCE AGREEMENTS

There were no severance agreements made between School District No. 69 (Qualicum) and its non-unionized employees during fiscal year 2018-19.

Prepared as required by *Financial Information Regulation*, Schedule 1, subsection 6(7)

**SCHOOL DISTRICT NO. 69 (QUALICUM)
YEAR ENDED JUNE 30, 2019**

SCHEDULE 5 - SCHEDULE OF PAYMENTS FOR GOODS AND SERVICES

DETAILED VENDORS > 25,000.00 :

<u>Vendor Name</u>	<u>Expense</u>
1071095 BC LTD	130,144.21
ALPHA ROOFING & CLADDING INC.	595,413.00
ANDREW SHERET LIMITED	36,620.95
APPLE CANADA INC. C3120	58,068.64
ARCHIE JOHNSTONE PLUMBING & HEATING LTD.	266,441.22
ARI FINANCIAL SERVICES T46163	49,540.00
B.C. HYDRO & POWER AUTHORITY	452,809.10
B.C.T.F. (SIF)	249,598.96
BCSTA	41,254.39
BUNZL CANADA INC, DBA ACME SUPPLIES	118,420.64
CDW CANADA CORP.	46,554.50
CITY OF PARKSVILLE	120,923.24
COLLINS ELECTRIC INC.	72,396.45
CREDENTIAL ASSET MANAGEMENT	27,659.50
DISCOVER CANADA TOURS	55,490.00
E.B. HORSMAN & SON	97,493.27
FIRST TRUCK CENTRE VANCOUVER INC.	468,491.96
FORTISBC	187,093.61
GRAND & TOY LIMITED	77,794.51
GUARD.ME INTERNATIONAL INSURANCE	74,485.35
HAKAI ENERGY SOLUTIONS	85,433.89
HAYLOCK BROS. PAVING LTD.	192,831.09
HEROLD ENGINEERING LTD	29,533.48
ISLAND EQUIPMENT RENTALS	27,327.95
JMX ENVIRONMENTAL INC.	52,447.50
JORNN VON CONRUHDS	67,644.00
KEV SOFTWARE INC.	28,605.92
KEVEN ELDER	155,233.92
LAIRD WHEATON CHEVROLET BUICK	31,746.40
M.A.T.A.	58,292.54
MADILL - THE OFFICE COMPANY	37,096.02
MCGORMAN MACLEAN	26,512.50
MICROSERVE, V8205	37,490.39

**SCHOOL DISTRICT NO. 69 (QUALICUM)
YEAR ENDED JUNE 30, 2019**

SCHEDULE 5 - SCHEDULE OF PAYMENTS FOR GOODS AND SERVICES

DETAILED VENDORS > 25,000.00 :

<u>Vendor Name</u>	<u>Expense</u>
MID ISLAND CONSUMER SERV. CO-OP	229,952.90
MIKE'S COMPUTER SHOP	85,771.13
MINISTER OF FINANCE	90,377.04
MINISTER OF FINANCE, MEDICAL	223,321.00
MORNEAU SHEPELL	36,165.42
MUNICIPAL PENSION PLAN	906,759.63
NELSON EDUCATION LTD	28,234.79
NUENERGY GROUP HOLDINGS (BC) LTD.	36,000.00
OCEANSIDE BUILDING LEARNING	142,325.91
PACIFIC BLUE CROSS	828,452.87
PETER B. KEY ENTERPRISES LTD.	69,832.35
POWERSCHOOL CANADA ULC	308,536.53
PUBLIC EDUCATION BENEFITS TRUST	490,529.05
QDPVPA-PERSONAL PROFESSIONAL D	49,400.00
RICOH CANADA INC.	59,783.68
ROCKY POINT ENGINEERING LTD	64,344.00
SMCN CONSULTING INC.	26,617.50
SUPER SAVE PROPANE	52,436.92
TEACHERS' PENSION PLAN	2,760,218.49
TELUS COMMUNICATIONS INC.	44,604.79
TELUS MOBILITY CELLULAR INC.	36,173.87
THE GREAT-WEST LIFE ASSURANCE	120,706.46
THE SHERWIN-WILLIAMS CO.	67,882.87
THINK COMMUNICATIONS INC.	152,197.47
TOWN OF QUALICUM BEACH	42,976.16
UNITED FLOORS	58,748.74
VANCOUVER ISLAND UNIVERSITY	231,310.85
WASTE MANAGEMENT OF CANADA CORP	37,725.90
WINDSOR PLYWOOD	37,292.84
WORKSAFEBC	225,937.54
	<hr/>
TOTAL DETAILED VENDORS > 25,000.00	11,601,505.80
	<hr/>
TOTAL VENDORS <= 25,000.00	3,473,198.71
	<hr/>
TOTAL PAYMENTS FOR THE GOODS AND SERVICES	15,074,704.51

**SCHOOL DISTRICT NO. 69 (QUALICUM)
YEAR ENDED JUNE 30, 2019**

**COMPARISON OF SCHEDULED PAYMENTS TO AUDITED FINANCIAL STATEMENT EXPENDITURES
SCHEDULE 6**

SCHEDULED PAYMENTS

Schedule of Remuneration and Expenses	
Remuneration	\$ 38,718,404
Employee Expenses	329,853
Employer Portion of EI and Canada Pension Plan	<u>1,977,610</u>
 Total Schedule of Remuneration and Expenses	 \$ 41,025,866
 Schedule of Payments for Goods and Services	 <u>15,074,705</u>

CONSOLIDATED TOTAL OF SCHEDULED PAYMENTS **\$ 56,100,571**

FINANCIAL STATEMENT EXPENDITURES

Operating Fund Expenditures	\$ 48,334,105
Trust Fund Expenditures	5,850,412
Capital Fund Expenditures	3,423,217

CONSOLIDATED TOTAL OF FINANCIAL STATEMENT EXPENDITURES **\$ 57,607,734**

**DIFFERENCE BETWEEN SCHEDULED PAYMENTS AND
FINANCIAL STATEMENT EXPENDITURES** **(1,507,163)**

EXPLANATION OF DIFFERENCE

The schedule of payments for the provision of goods and services differs from the financial statements in the following ways:

- 100% of GST paid to suppliers is included, whereas the financial statement expenditures are net of the GST rebate
- Third party recoveries of expenses from PAC and school fundraising activities may not all be adjusted for in the schedules
- Employee benefits may be duplicated in the schedule of payments where also reported in employee remuneration
- Travel expenses that are paid directly to suppliers may be duplicated in employee expenses
- Other miscellaneous cost recoveries that may not have been deducted from the scheduled payments

The financial statements are reported on an accrual basis, and include payroll liabilities that are not reflected in the schedule of remuneration and expenses, and accounts payable balances that are not reflected in the schedule of payment for the provision of goods and services. Changes in liability balances from year to year affect the financial statement expenditures but not the scheduled payments which are reported on a cash basis.