



ERRINGTON ELEMENTARY SCHOOL

1390 Fairdowne Road, Errington, BC V0R 1V0
Phone: (250) 248-8446 Fax: (250) 954-1593
Website: <http://ees.sd69.bc.ca>

Principal: Mrs. Sheila Morrison
Email: smorrison@sd69.bc.ca

Vice-Principal: Ms. Shauna Huggins
Email: shuggins@sd69.bc.ca

January 18, 2019

Principal's Message

I would like to take this opportunity to thank our school community for the last few months and hope you had a restful holiday. I feel very fortunate to be part of such a wonderful place!

As we begin a new year, it is a time to set goals with your children. It is also a time to plan extra-curricular activities. The following article provides some suggestions on reviewing the school year and making some adjustments:

It's the beginning of a new calendar year – and nearly the halfway point in the school year. So it's a good time to take stock of your child's habits and make needed adjustments.

Talk with your child about how she thinks the school year is going. If the two of you had set learning goals at the start of the year, review those goals now. Is she making progress? How can she make the rest of the school year even better?

Then, help your child make some resolutions. Here are three to consider:

1. **Recommit to routines.** Has your child's bedtime begun to slip? Are mornings more rushed? Is her regular study time now not quite so regular? Sleep and study routines make life easier – and help kids do better in school.
2. **Spend more time reading.** There is no skill that will help your child more in school. And reading ability, like other skills, gets better with practice. Encourage your child to read every day. Let her read about anything, from sports to her favourite movie character.
3. **Spend less time on screen media.** Talk about the amount of time your child spends in front of screens. How much time does she spend watching shows, and movies? Playing online games? Browsing the internet? Set and enforce limits.

Source: Elementary School Parents. January 2019; Vol. 30, No.5



Kindergarten registration will take place

January 21 – 25, and January 28 – February 1 from 9:30 am to 2:00 pm.

Please stop by the office or contact us at (250) 248-8446 if you have any questions regarding the upcoming Kindergarten registration requirements.

All new students must register at their catchment area school. Information for those students wishing to attend a school outside their catchment area is outlined below.

If you know of any families who will need to be aware of this information, we ask you to please pass this along to them.





**SCHOOL DISTRICT NO. 69 (QUALICUM)
2019-20 KINDERGARTEN" AND "PROGRAMS OF CHOICE" INFORMATION**

**REGISTRATION:
MONDAY, JANUARY 21 – FRIDAY, JANUARY 25; and
MONDAY, JANUARY 28 – FRIDAY, FEBRUARY 1, 2019
9:30 A.M. – 2:00 P.M.**

Board Policy 7015 Excerpt: "The Board of Education believes that, in general, students should attend their neighborhood school. Transfer of a student to a school outside of his/her catchment area will be considered upon written application of the parent to the Superintendent of Schools"

KINDERGARTEN REGISTRATION INFORMATION

Qualifying Age: To qualify for school enrollment in September 2019, a child must become five years of age on or before December 31, 2019.

Required Documentation: Proof of Age for student (Birth Certificate or Passport); Proof of Residency (see SD69 website for list of acceptable documentation or contact catchment area school: <http://www.sd69.bc.ca/About/StudentRegistration/Pages/default.aspx>)

Where to Register: Please register at your neighbourhood (catchment) elementary school. Attendance boundary information is available at each school or by contacting the School Board Office at 250-248-4241.

CROSS BOUNDARY INFORMATION

Cross Boundary Process: Parents wishing to enroll their Kindergarten child at an out-of catchment school within the district are to **make their request upon registration** and complete an "Application for Cross-boundary Enrollment for Following School Year" Form. All "Application for Cross-boundary Enrollment for Following School Year" forms must be submitted during the months of February and March (first Monday in February to last Friday in March – prior to Spring Break). **Early applications will not be accepted.**



PROGRAMS OF CHOICE

School District 69 (Qualicum) is proud to offer a range of Programs of Choice that provide unique and innovative learning opportunities for our diverse student population.

Programs of Choice are staffed consistent with the district's overarching methodology and philosophy regarding financial prudence. For these reasons, Programs of Choice classrooms are often (like regular classrooms) organized into combined grade configurations. All program options either align with or support the B.C. curriculum and help provide a pathway towards Grade 12 graduation.

The Board of Education is committed to Programs of Choice placement sustainability to the best extent possible, but must balance this commitment with emergent building capacity pressures, and the importance of students being able to attend their neighbourhood school. All Programs of Choice are reviewed annually as part of the budget process. Programs of Choice typically generate much interest and are continued each year, however they can be subject to cancellation due to enrollment and budgetary considerations. Please note that space in these programs is limited.

Please see the following link for further information regarding District Programs of Choice:
<http://www.sd69.bc.ca/Programs/Education%20Programs/Pages/default.aspx>

INFORMATION SESSIONS OFFERED

CEAP Program The Collaborative Education Alternative Program provides a blended-learning kindergarten program that consists of home-schooling in addition to being supported by scheduled student activities at Qualicum Commons – CEAP classroom. Learning resources as well as support for parent(s) is provided by the program teacher.

An information session for parents considering the CEAP Kindergarten program will be held Wednesday, January 30, 2019 at 2:00 p.m. in the CEAP classroom at Qualicum Commons, 744 Primrose Street, Qualicum Beach. For more information, please contact the program at 250-752-5628 or visit the CEAP website at www.ceap.ca

French Immersion French Immersion is intended to develop fluency in French learning to functional bilingualism. Students study in French while following the regular BC Curriculum Learning Standards. The French Immersion Program for Grades K – 7 is located at Oceanside Elementary School. The French Immersion Program for Grades 8 – 12 is located at Ballenas Secondary School. Please apply at appropriate school.

NOTE: An information session for parents considering the Early Immersion Kindergarten program will be held Thursday, January 17, 2019 at 6:00 p.m. at Oceanside Elementary School, 980 Wright Road, Parksville. For more information, please contact Oceanside Elementary School at 250-248-4662.

Student selection for the Early French Immersion program will be held by lottery. Parents will be notified regarding the lottery outcome by the end of February.

Food at EES

Many of you know that we have a breakfast program where we offer fresh fruit, bagels, and milk to any student who joins us in our foyer in the morning before school starts. We rely on donations from our generous community to run this program. We do not collect money from students for this, but we do encourage donations to our collection jar when you can.

We also provide students with "top-ups" to their lunch from time to time. We have noticed a large number of students lining up at our lunch kitchen to get food items. We have asked their classroom teachers to be the first point of contact to determine whether or not a student should be visiting the kitchen at lunch (teachers check to see what they have in their lunch before letting them go to the kitchen). We are very concerned that some students have been discarding food they have brought from home and getting food top-ups from the kitchen. We are happy to provide additional food when needed, but we also keep track of who is getting food. If visits become regular, we will be contacting those parents to inform them. We know that families have various different lifestyle choices around food and we want to work with parents to ensure that we are respecting food choices and also able to help out from time to time. If a child tells us they don't like something in their lunch, we ask them to bring it home and have a conversation about food preferences and options with their families.

In regards to microwaves, some classrooms have one and some have made a choice to not have a microwave. We do have a microwave in the lunch kitchen that some students use from time to time, but please be aware that students are required to wait in line for their turn. It can take several minutes for them to get their food heated up and by the time they return to their classroom, the lunch eating period is almost over. We highly recommend using a thermos as an option to keep food warm without having to use a microwave.



Snow

Last week we enjoyed a small amount of snow! We wanted to send out a reminder about our expectations around sledding. If we have a significant amount of snow accumulate, we will allow students to slide down the hill to the field. We only allow this during recess and lunch breaks (not before or after school) and we only allow students to slide down on a sliding device and they must be wearing snow clothes (waterproof pants and coat, boots, gloves, etc.)! Our expectation is that snow has to cover the ground completely (no grass showing) in order to slide. We will set up a coned area for the students to slide down and expect them to wait until previous sliders have exited the area before sliding. We ask students to walk back up the hill on either side of the coned off area.

We do allow students to bring items to slide on, but please note that they are not stored inside the school. Teachers will be asking students to leave their sliding devices on the walkway outside the classroom during instructional time. Please make sure your child's sled is labelled clearly with their name!

Please also take caution and drive slowly in our new parking area. There is a slight incline and we haven't had it open long enough to know where the slippery spots will be.

Knights of Columbus Free Throw Basketball Competition

**FREE THROW
CHAMPIONSHIP**



Students aged 9-12 are starting to prepare for the annual Knights of Columbus Free Throw Basketball Competition. Practices and tryouts will be held at EES in the next 2 weeks. Selected students will represent EES at the District Championship event on Saturday, February 2, 2019 at Springwood Elementary School. Students who qualify to participate in their age category will be notified by letter. If your child will NOT be able to participate on Saturday, February 2, 2019, please let us know as soon as possible so we can select another student.

IMPORTANT INFORMATION FOR GRADE 7 FAMILIES

We are in the process of planning for the transitions of our Grade 7's from Elementary to Secondary school.

Kwalikum Secondary School (KSS) and Ballenas Secondary School (BSS) will be hosting open houses and information evenings for students and parents soon. KSS is planning a parent information evening/open house on February 13th. Stay tuned for further details. The BSS open house is scheduled for Tuesday February 12, 2019 from 6.30 pm to 8.00 pm.

KSS and BSS staff will be visiting Errington Elementary school soon to meet with our grade 7 students and provide them with course packages and answer questions the students may have.

Learning Updates

On Monday, February 4th, your child will receive a "Learning Update" (otherwise known as Report Cards). As we have outlined in previous newsletters, we are in the midst of a significant transformation in public education in BC – not only with the redesigned curriculum, but also in the ways we communicate student learning.

The Ministry of Education has provided school districts with the flexibility to determine how this communication of student learning will take place. This year, teachers in School District 69 are participating in a pilot project with the Ministry of Education to develop a new "report card". You will be receiving a new locally developed "Learning Update" that accompanies a portfolio.

Teachers take great pride in their work with their students and will continue to connect with you in a variety of ways throughout the year – through class newsletters, student planners and home folders, phone calls, emails, electronic portfolios, informal conversations, and the parent/teacher conference opportunities during the year.

We encourage you to establish an ongoing mode of communication with your child's teacher so that you can understand where your child is at with various aspects of their learning, what challenges he/she is facing, and where to go next with learning. We appreciate your support as we continue to work through this important transition year.

New Parking Area

We are very impressed with how well parents have transitioned to the new system – THANK YOU for your cooperation, patience, and following the routines outlined in the last newsletters! We are still awaiting some signage and finishing work, but things are running quite well! A gate has been installed soon and it will be open between about 7:30am-5:00pm (and will be kept open longer for special events). After observing patterns and collecting feedback from users for the first few weeks, we have come up with the following list of reminders to help make things run smoothly:

- ❖ Please use your turn signals to indicate what you plan to do. If you plan to use the drop-off/pick-up lane, use your right turn signal as you come around the bend by the "island". If you plan to park in a stall, use your left turn signal so the traffic supervisors are aware of what you are doing. If you are pulling out of the drop-off/pick-up lane, use your left signal so that others coming through are aware that you plan to pull out.
- ❖ Remember to pull right up as far as you can in the drop-off/pick-up lane. If there are cars ahead of you but you see open space in front of them, please pull ahead and fill in the spaces ahead of them (using your right turn signal to indicate what you are doing). We are really trying to avoid having vehicles stopping at the bend by the island.
- ❖ When using the drop-off/pick-up lane, we recommend that children get out on the passenger side so they avoid traffic.

- ❖ We are noticing the most congestion between 8:05-8:15 in the morning and between 1:55-2:07 in the afternoon. If you are parking in a stall in the morning to walk up to the school with your children, we ask that you wait until 8:20 to exit your stall. This will reduce the amount of vehicles backing up into traffic during the busiest times. The same goes for the afternoon pick-up. If you have parked in a stall and walked up to the school to meet your child, please wait until 2:07pm to exit.
- ❖ If you are parking in a stall and getting out, please make sure to keep your children with you and wait until it is safe to cross over to the walking path.
- ❖ If you are trying to park in the lower lot and there are no more stalls available, please park along Fairdowne Rd. for overflow. We ask that you use the wide, paved walking path into the new lot and up the paved walkway next to the field by the school.

Communicable Infections

We monitor student attendance closely and during this time of year, illness is common. We would like to remind you that if your child shows signs of a communicable infection, it needs to be diagnosed and treated by a medical provider. Please contact us at the school if your child has a communicable infection so that we can work with you on determining if and how long your child needs to be absent from school. We use a guide provided by Island Health to help us prevent the spread of common childhood illnesses. When calling in your child's absence, we also appreciate knowing what kind of illness is causing them to be away. We track patterns and are required to report to Island Health if there is an unusual number of absences due to illness.

Washroom Etiquette

We have noticed that the student washrooms are getting very messy each day. Toilets aren't flushed, urine is often on the floor in front of the boys' urinal, there are things in the toilets that should not be there (food and food wrappers, pens/pencils, etc.), and there have been cases where graffiti has been written on the walls. This has caused plumbing issues and as we have had to close washroom stalls down during the day for cleaning, it reduces the number of toilets available for student use throughout the day. It also causes additional time to clean in the evenings when the custodial staff should be concentrating on cleaning the rest of the school properly. We are very concerned about the state of the washrooms and have been monitoring them throughout the day. We hope that you will help by reminding your children about responsible washroom use.

Power Outages and Extreme Weather – What do we do when the power goes off at EES?

If the power is off for a portion of the day, school will most often continue as usual. We follow a “power outage protocol” and we keep in touch with BC Hydro to determine the expected length of the power outage. Any decisions to close the schools are made by the Superintendent of Schools, along with the Manager of Operations. Factors taken into consideration include the time of day, predicted length of power outage, and conditions surrounding the school area (i.e. power lines and/or trees down, adverse weather conditions, etc.)

When students are sent home due to a power outage or extreme weather event, it is carried out as follows: parents or the emergency contact identified by the parent is contacted (we have designated staff who contact parents). If parents or the emergency contact cannot be contacted students remain safe at school until the end of the regular day or until alternate arrangements can be made.

Students are not released from school without the parent or emergency alternate being contacted first. We do not permit students to go with friends or neighbors, etc, unless permission is obtained from the parent. This is a good time to remind parents to make sure they have listed a few different names as designated pick-up people. These could include family members, neighbours, or fellow parents. Please note we only have a few phone lines and it is a lengthy process to phone all parents. During a power outage we also have limited cell phone reception in the school. When possible, we will also use our electronic newsletter email group, the EES and SD69 websites, and the EES PAC Facebook group to communicate information to families.

We ask parents to please refrain from calling the school during such circumstances as described above unless it is an emergency; this will help free up our phone lines and staff who are contacting parents. When students are picked up from school early, it is extremely important to use the sign-out system in the office before leaving the building so we can keep track of student attendance. When we expect a number of people picking up students at once, we move the sign-out system to the main foyer. Those arriving to pick-up children sign-out and we have designated staff to go and get the students from their classrooms.

Valentine's Dance

Hello everyone! Catherine and Aleiya here, we have an amazing event planned for the grade 6/7s! On February 15th, from 3:00pm till 5:00pm we will be hosting a grade 6/7 Valentine's Day dance. The main theme is “A Night in Paris.” There will be refreshments, including punch and snacks! There will be a dance floor and a photo booth so you can take pictures with your friends! Tickets will be on sale for \$2 each from February 2nd to the afternoon of the dance. Please note that students need to arrange for a ride to and from the dance. Students will not be permitted to stay after school that day.



Donate Your Book Credit to EES Library!

Cozy Corner Books in Coombs has a great offer for us. You can bring in your books to Cozy Corner and donate all or part of your book credit to our school. Cozy Corner has about 60,000 books - you're sure to find something you love, too. They sell their books at half off cover, and give credit for 25%. That means for every \$10 book, you could donate your \$2.50 credit to EES. It all adds up, and puts great books in the hands of our students! Thank you very much to Sean Wallington and Lorien Hammond for this great support of our Library.

Find Cozy Corner at Coombs Emporium, 2300 Alberni Hwy, Coombs, phone 250-586-0222.



NEWS FROM YOUR LIBRARY

TAKING CARE OF OUR LIBRARY BOOKS: We ask that students return their library books promptly as many have students waiting to read them. Using a bag for library books helps keep books safe from damage in backpacks. Having a special place at home for library books is helpful for keeping them from getting lost! Any books that are lost may be replaced with a good quality book of similar genre. Please speak with Ms. Macrae or Ms. Richards.

SERIOUSLY AWESOME SERIES BOOK DRAW:




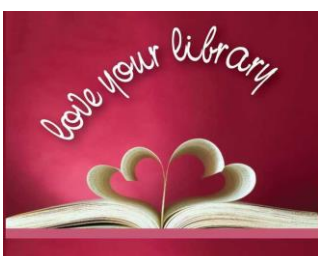
Our popular book draw is back in February and will run from February 4 to March 8. Students who check out a book in a series, can read it, and return it with an entry form to the draw. You can enter as many times as you wish, but must read the book! There are a ton of great fiction and non-fiction series in our Library, check them out! We will choose one winner per classroom, so make sure you enter to win!

LEADERSHIP LUNCH: We are inviting all students in our school who have performed a leadership role this year to join us in the Library for Pizza and fun on Wednesday, January 30th from 11:45-12:15. This is our way of saying thank you to the amazing student leaders who work every day in our school helping things run smoothly. Invitations will go out next week.

LEADERSHIP SHIFT CHANGE: On February 1st, our Term 2 schedule comes into effect with library pages moving into other leadership roles in our school. We also have two new student leadership positions starting. Rusty and Samara are Field Coaches who will be offering organized games on the field this spring.

SPRING BOOK FAIR: The Dino-Mite Book Fair is coming to EES Library from April 3-10th! Library Pages will set up the fair on Wednesday, we'll have classroom previews on Thursday, and then the Fair will be open daily from 8am-3pm Friday and Monday and from 8am-12:30 on Tuesday.

TAKE AND TRADE TABLE: We're always looking for great books to put on our table for students to take home.



Reporting Student Absents

When reporting your child's absence, please call the office at 250-248-8446 (after hours you can leave a message on our answering service – just listen for the option to report a student absence in the directory). It is important to let the office know if your child will be late or not attending school for the day(s) so your child is accounted for. It only takes a minute. If your child is not at school or late you can expect to receive a call to your main number. Thank you in advance for reporting early!

NEW WAY TO PAY

This year our district has made it possible to pay for any school fees online. If your student's classroom teacher has requested to use agendas, a sheet with detailed instructions on how to sign up for School Cash Online has come home. If your student's teacher is not using agendas this year a detail sheet will come home shortly. On our Errington Website there is a direct link to www.schoolcashionline.com, it is quite easy to sign up. Once signed up you will receive email notifications if there is a fee associated with your student. You are still able to pay for any school fees with cash or cheque, but we are offering the option to pay online.

As always if you need any help navigating this system please feel free to call the office and they will be happy to help you.

Headlice



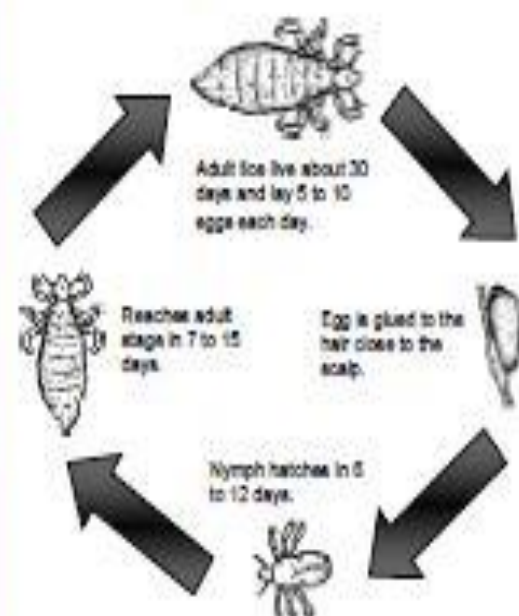
It's that time of year – headlice is back in town! A reminder to parents to start checking your child(ren)'s head and let's be preventative. If in need, the school does have lice combs and pamphlets describing the recommended treatment – just ask at the office.

Information is posted on our website, in the General Information section and included in this newsletter.

HOW TO GET RID OF HEAD LICE

WET COMBING

LIFECYCLE OF THE HEAD LOUSE



HEAD LICE FACTS

- ◆ Lice are tiny insects about the size of a sesame seed.
- ◆ Anyone with hair can get head lice.
- ◆ Lice do not have wings and cannot fly or jump.
- ◆ Lice move quickly in dry hair and this makes them hard to see.
- ◆ Lice do not live long once they are off the head. They only lay eggs close to the scalp.
- ◆ Having head lice does not always make the scalp itchy.
- ◆ Lice commonly move to other heads when heads touch and rarely by sharing hairbrushes and combs.

- ◆ Lice are common where children play or work closely together.
- ◆ Once a lice egg has hatched, the empty eggshell stays stuck to the hair.
- ◆ If you find an eggshell more than half an inch away from the scalp, it is most likely empty.
- ◆ The eggshells are white and look like dandruff but cannot be brushed or blown away.

WHEN TO CHECK

- ◆ Regularly ONCE A WEEK after shampooing
- ◆ If your child's playmates have head lice
- ◆ When a family member has head lice
- ◆ When a person is scratching his or her head more than usual

WHAT YOU NEED

- ◆ Shampoo and white-coloured conditioner (low-priced is fine)
- ◆ Wide-tooth comb to untangle hair
- ◆ Towels and paper towels
- ◆ Lice comb - we recommend a narrow comb with fine teeth and slanted tips, such as a "Bug Busting" comb, that makes it easier to remove lice.
- ◆ Lice combs are available at many Public Health Units and pharmacies.

HOW TO CHECK FOR LICE



1. Wash and rinse hair.
2. Put enough conditioner on the hair to cover the whole scalp (usually about 2 handfuls).
3. Use a wide-toothed comb to get tangles out.
4. Begin combing the head carefully with the lice comb. While you are combing over the head, keep the teeth of the comb touching the scalp at all times.
5. Checking can be done with the head forward over the sink, combing from the back of the head to the front, or from a sitting position going from the front of the head to the back.
6. Pull the comb through the hair in one stroke. If the comb tugs, add more conditioner.
7. After each stroke, wipe the comb on a paper towel and look for lice.
8. Make sure to comb the entire head, checking for lice after each stroke.

If you find any lice, move onto the treatment process.

IF YOU FIND LICE

- ◆ Hats, pillowcases, combs and hairbrushes that have had contact with the head in the previous 2 days could be considered for cleaning in hot soapy water.
- ◆ Clean the supplies that you used for checking for lice in hot soapy water.
- ◆ You DO NOT need to spend time cleaning the house.

Use this chart to keep track of the days (shaded areas) that you need to comb and condition.



TREATMENT (IF YOU FIND LICE)

1. With the conditioner still on, pull the comb through the hair in one stroke from the front to the back of the head. Keep the teeth in contact with the scalp for the entire stroke.
2. After each stroke, rinse the comb in warm water. Check the comb for lice before you pull it through the hair again to make sure you do not put lice back onto the head.
3. Keep combing over the entire head until you find no more lice.
4. Rinse the hair to remove conditioner. Leave the hair wet.
5. Untangle the hair with a wide-tooth comb to take out the knots.
6. Comb the whole head again with a lice comb, rinsing the comb after each stroke to make sure there are no more lice.
7. Keep repeating the steps every 4 days for a full two weeks to make sure that new lice are removed as the eggs hatch.



8. If lice are found on the fourth combing, add one more combing in 4 days.

For more information, contact your local Health Unit:

www.viha.ca/locations/health_units/

Oceanside Public Health Services

Parkville Family Place

494 Bay Avenue, Parkville

Tel: 250-947-8242 Child, Youth and Family Community Health

P-1001-01-16 - Revised 2016-09-16



Projects we offer:
 Horse
 Rabbit/Cavy
 Beef
 Poultry
 Sheep
 Photography
 Dog
 Honey Bee
 Woolcraft and more . . .

4-H

2019

REGISTRATION

OPEN

FOR CHILDREN

AND YOUTH

AGES 6 - 21

Parksville
 Qualicum Beach



CANADA
 4-H British Columbia

**Learn To Do
 By Doing**



WHAT IS 4-H?

WANT TO KNOW MORE ABOUT 4-H PROGRAMS?

GO TO: 4-H-canada.ca

4-H offers children & youth:

Fun and Friendship | High School Credits | Animal Husbandry
 Hobby and Life Skill Development | Leadership Development
 4-H Camps, Scholarships | Travel Opportunities
 4-H Country Fairs | Judging Rallies and more...



For more information contact: Denise Whitson • 250-752-9086 | mvalley@uniserve.com

Dad's Night Out: Free Skate Night




Free admission and skate rentals courtesy of
Building Learning Together

Oceanside Place Arena
Tuesdays, 6:45-7:45pm

Nov 6, Dec 4,
Jan 8, Feb 5, Mar 5

Take part in more
BLT Dad's Night Out Events:
Nov 20, Errington Elem
Dec 11, Family Place
Munchkinland



REGIONAL
DISTRICT
OF NANAIMO

Information at rdn.bc.ca/recreation

Ravensong Aquatic Centre
737 Jones St, Qualicum Beach
250-752-5014

Oceanside Place Arena
830 W Island Hwy, Parksville
250-248-3252

Find us on



FREE SKATE LESSONS FOR YOUTH 13-18 YRS

Join your friends, learn to skate!


Mon, Oct 1-Oct 29 4:00-5:00pm

Mon, Nov 5-Dec 3 4:00-5:00pm

Mon, Jan 14-Feb 4 4:00-5:00pm

Mon, Feb 25-Mar 11 4:00-5:00pm

FREE but you must register as space is
limited. 13-18yrs



REGIONAL
DISTRICT
OF NANAIMO

Register at rdn.bc.ca/recreation

Ravensong Aquatic Centre
737 Jones St, Qualicum Beach
250-752-5014

Oceanside Place Arena
830 W Island Hwy, Parksville
250-248-3252

Find us on



17th Annual Qualicum Beach Seedy Saturday (2019)

Theme: "Seeding the Future"

When: Saturday, February 2, 2019 10:00 a.m. - 3:30 p.m.

Seedy Saturday Events, Activities & Speakers

Where: Qualicum Beach Civic Centre, 747 Jones St, Qualicum Beach, BC

Seed Swap: Lions Room Speakers: Windsor Room

Speakers: 10:30 a.m. - 12:00 p.m. Carolyn Herriot

Topic: 'Eco-Nutrition - The Future of Food'

12:30 p.m. - 2:00 p.m. Larry Church

Topic: 'Mason Bees Through the Seasons'

Other Activities: 70+ Participants, Seed Swap, Master Gardeners, Seedy Cafe, Milner Garden's 'Shoots with Roots' children's program, Door Prizes & Raffle

Raffle Prizes: (BC Gaming Licence # 111502) *** Only 1000 Tickets at \$2.00 each ***

1st: Glass Art Piece by Ted Jolda valued at \$200

2nd: QF Gift Certificate valued at \$200

3rd: Rain Barrel donated by Dolly's Home Hardware valued at \$120

4th: Lee Valley Gift Certificate valued at \$100


Cost: **Admission by Donation**

Other: Town of Qualicum Beach truck in parking lot to collect pesticides/herbicides

Contact: Murray Chantler, Publicity Coordinator 250 248-7712

Email: publicity@qbseedysaturday.ca

Website: www.qbseedysaturday.ca



Information at rdn.bc.ca/recreation

Ravensong Aquatic Centre
737 Jones St, Qualicum Beach
250-752-5014

Oceanside Place Arena
830 W Island Hwy, Parksville
250-248-3252

Find us on



December 10, 2018

This winter RDN Recreation and Parks has drop-in gym, swim and skates in addition to registered programs and events to offer. Check it out at rdn.bc.ca/recreation

Drop-in Gym is open till December 19th and then re-opens January 7th.

Pick up an Active Pass and come to after school drop in activities:

Craig Street Commons- Mondays and Thursdays from 3:00 to 5:00 pm

Qualicum Commons- Drop in Gym Wednesdays from 3:00 to 4:45 pm

Junior Adaptive Gymnastics 7yrs+

This is a smaller class to support children with a variety of confidence, attention and learning concerns. Tue, Jan 8 from 5:45 to 6:30 pm Craig Street Commons.

Adaptive Swim Program 5-15yrs

This swim program is for children with learning and behavior differences. A variety of techniques are used to support the child's abilities and learning styles. Wed, Jan 9-Mar 13, 1:45-2:30pm. \$79.15 #9733

Claytime Creations 5-11 years

Join local pottery artist Anne Marie Veal to learn clay skills. Each month has a theme. Classes are on Tuesdays at Qualicum Commons from 3:00-5:00 pm. Full details online.

Basketball 8-11yrs

Join us on the court to practice dribbling, passing and shooting. Qualicum Commons, Wed, Jan 9-Feb 27, 4:45-6:00pm Cost is \$24.15

Free Youth Skate Lessons

Do you cling to the rink boards when you go skating? These free lessons will give you the confidence you need to glide around the ice. Register today for the Jan 14 or Feb 18 start dates. Mon, 4:00-5:00pm.

Learn to Skate Program

Led by Skate Canada Certified coaches, these lessons will develop your skating skills for a lifetime enjoyment or to go on to participate in other ice sports. Register for the winter program on either Tue or Wed. View details online

Events

Winter Wonderland On Ice

December 15–31

It is a holiday tradition to take part in this magical skating event at Oceanside Place Arena. Special lighting and décor makes you feel as though you are skating on an outdoor pond at night. Even if you do not skate, come by and view the lights from the deck. Wheel chairs and strollers are welcome. The public skating schedule with free skates will be available November 23rd at rdn.bc.ca/recreation.

Winter Wonderland on Ice Free Teen Skate 13-18yrs

Grab a friend and head to Oceanside Place Arena to celebrate the holidays with a free skate at the magical Winter Wonderland on Tuesday, December 18th from 7:00 to 8:30 pm. Admission and skate rentals are free, courtesy of RDN Youth.

Holiday Swim

Come to Ravensong Aquatic Centre for the annual holiday swim on Saturday, December 22 from 1:30 to 5:00 pm. Join in reindeer pool games and a visit with Santa. Regular admission.

Christmas Eve Free Skate

Get into the Christmas spirit and enjoy a skating session on Winter Wonderland at Oceanside Place Arena on Monday, December 24 from 1:00 to 3:00 pm. The special displays and lighting will make this a family favourite event. Free admission and skate rentals courtesy of Tim Horton's.

Boxing Day Skate

Join your family and friends at Oceanside Place Arena for the annual Boxing Day Skate, December 26th, 1:00 to 4:00 pm. All three ice surfaces are open for skating. You can enjoy skating around on Winter Wonderland or playing pond hockey. Regular admission.

FREE New Year's Eve Family Celebration

Celebrate New Year's Eve family style at Oceanside Place Arena on Monday, December 31st from 5:00 to 8:00 pm. Enjoy the last skate of the year on Winter Wonderland, join the family fun pond hockey, make a craft, listen to great entertainment and join in the early countdown at 8:00 pm. Food will be available to purchase at the event. Admission and skate rentals are free courtesy of Tim Horton's, Parksville. Tickets are required and are available at Oceanside Place Arena.

Polar Bear Splash

What better way to start the New Year. Come down and join in the fun, either as a spectator, volunteer or participant who takes the splash into the water. Warm up with a cup of hot chocolate and cheers from the crowd. Register onsite at 11:30am. Parksville Beach. Tuesday, Jan 1 12:00 noon.

EES Calendar of Events

January	21	Kindergarten Registration Starts
	25	PAC Hot Lunch
	28	Grade 4 & 7 vision screening
	29	Dad's Night Out – RDN/ACRA event at the EES gym (6:30pm-7:30pm)
February	2	Knights Of Columbus Free Throw Basketball Competition
	4	Report cards go home
	12	Dad's Night Out – RDN/ACRA event at the EES gym (6:30pm-7:30pm)
	14	Red/White/Pink Spirit Day
	18	BC FAMILY DAY
	19	Professional Development Day – No School
	27	Pink Shirt Day
March	7	Grade 6/7 Volleyball Tournament
	15	Idiom Spirit Day
	15	Last day of school before Spring Break
April	1	School Re-opens after Spring Break
	3-9	Scholastic Book Fair
	18	Professional Development Day – No School
	19	GOOD FRIDAY – No School
	22	EASTER MONDAY – No School
	26	Animal Spirit Day
	30	Grade 7 Health and Wellness Fair
May	17	Conferencing Adjustment Day - No School
	21	VICTORIA DAY – No School
	27	Grade 6 Immunizations (Booster Shots)
June	27	Last day of school, ends 3 hours early (11:00)

Please note the above calendar will be updated as new events occur

✂ ----- ✂

Electronic Newsletters

EES newsletters are provided bi-weekly on Fridays. Newsletters are posted to the EES website and parents who have registered will receive a notification email and link when a newsletter has been posted. Most parents use this option and it certainly reduces the amount of paper and time required to prepare newsletters. Subscribing to the electronic newsletter is very simple.

Sign up through the Errington Elementary School website (<http://ees.sd69.bc.ca>) by entering your email address in the area "Sign up for our newsletter & keep in touch" found near the bottom of the home page. After you enter your email and click on "GO" an email will be sent to your email address. **You must respond to the email to become a verified member to receive newsletters.** There is an option to "Unsubscribe" at any time you choose.

If you would prefer to receive a paper copy of the newsletter, please fill out the tear-off below and return to the school as soon as possible. We will only print a paper copy to those who have filled out the tear-off below. Please note that you need to indicate your desire for a paper copy of the newsletter each year. We will keep a few extra copies in the main office for pick-up if necessary.

Parent Name _____ Student Name(s) _____

Student Grade(s) _____ Classroom Teacher(s) _____

I would prefer to receive a paper copy of the EES Newsletter.